







Homework for Autumn Term 1 - Green Class

World at War- 3 1/2 weeks

Autumn- 4 weeks

Activities underlined are activities which require less adult support.

1	2	3	4
English (Communication, Reading and Writing)	Creative Arts (Music, Art, Dance)	Humanities (RE, Geography, History, Philosophy)	Mathematics and Technology (Maths, DT, IT, Science)
<p>Imagine you are an evacuee. Make a label for yourself including your name and special things about you such as your age, things you like/don't like.</p>  <p>Focus:</p> <ul style="list-style-type: none"> Design Writing accurate short sentences Apply phonics e.g. fi/sh a/n/d/ ch/i/p/s <p>(There is no expectation that children spell all words correctly, children should make an attempt at picking a plausible letter/sound)</p>	<p>Look in the local area for any 3D art which commemorates war. There are statues in Catshill, the grounds of all Saints Church, Aston Fields and in Bromsgrove town centre to name a few. Take a photo, sketch them or note any important information.</p> <p>Focus:</p> <ul style="list-style-type: none"> Observing Communicating findings 	<p><u>Play a game such as Buckaroo or Jenga with a friend or family member which helps you with good listening.</u></p> <p>Focus:</p> <ul style="list-style-type: none"> Staying quiet while somebody is taking a turn Sitting still when it is somebody else's turn 	<p>Practise these mental maths facts:</p> <ul style="list-style-type: none"> Counting on and back to 20 in 1s Counting to 100 in 1s Counting in 2s to 20 5s to 50 and 10s to 100 Pairs of numbers to make numbers up to 10 e.g. to make 5- 1 and 4, 2 and 3, 5 and 0 1 more and less than numbers 20
<p>Imagine you were in WW2. What job would you like to have done? Research the clothes you would have worn and draw and label a picture.</p> <p>Focus:</p> <ul style="list-style-type: none"> Research Presenting findings Writing labels applying phonics e.g h/ar/d h/a/t 	<p>The poppy remains a significant symbol of war. Make a 3D poppy using any art materials such as clay, salt dough or the bottom of a pop bottle.</p>  <p>Focus:</p> <ul style="list-style-type: none"> Designing Combining materials Applying a finish e.g. paint 	<p>Trace your family tree. Do you have any war heroes or heroines in your history? Present your findings in any way you like.</p>  <p>Focus:</p> <ul style="list-style-type: none"> Researching the past Presenting findings 	<p>Work with an adult to search for pictures of children during WW2 and print some out. Discuss them with your adult.</p> <p>Focus:</p> <ul style="list-style-type: none"> Using the internet to search Being selective Copying and pasting
<p><u>Read or listen to a story about autumn such as 'Tree' 'The Scarecrow's wedding' 'Tattybogle' or 'Leaf Man' and make a story map of all the important events.</u></p> <p>Focus:</p> <ul style="list-style-type: none"> Recalling information Sequencing a story Recording in a pictorial way 	<p><u>Use any art skill such as painting or collage to create a picture showing one of the seasons.</u></p> <p>Focus:</p> <ul style="list-style-type: none"> Think about important features of each season Show it by using art skills such as drawing/painting <p>Listen to some wartime music as you work!</p>	<p>Consider the following question: <i>Would you rather be a child during the WW2 or now?</i> Give 3 reasons for your answer. Draw/write them or ask a grown up to write them for you.</p> <p>Focus:</p> <ul style="list-style-type: none"> Consider the question Consider both sides of the argument Make a decision Give reasons. 	<p>Use any materials you like (including construction toys such as Lego) to make a model of an Anderson/bomb shelter.</p>  <p>Focus:</p> <ul style="list-style-type: none"> Planning Making choices Joining materials
<p>Visit the library and find a non-fiction book about World War 2 or the seasons. Share it with an adult and write or draw a fact you have learnt.</p> <p>Focus:</p> <ul style="list-style-type: none"> Research using books Communicating findings 	<p>Use some natural autumn treasures to create a piece of natural art in the style of Andy Goldsworthy.</p> <p>Focus:</p> <ul style="list-style-type: none"> Collecting natural resources Arranging in an interesting way 	<p>Imagine you had to be evacuated in this present day. You are allowed to take 3 things in your suitcase. What would they be and why?</p> <p>Focus:</p> <ul style="list-style-type: none"> Making decisions Reasoning Justifying 	<p>Go on a nature walk and collect signs of autumn. How many types of leaves can you name? Take a photograph and bring in your findings.</p> <p>Focus:</p> <ul style="list-style-type: none"> Knowledge and understanding of the natural world
<p>Helpful websites (with adult supervision): http://www.primaryhomeworkhelp.co.uk/Britain.html https://www.dkfindout.com/uk/history/world-war-ii/ There are lots of maths games on: https://www.topmarks.co.uk/Search.aspx?Subject=16 * Maths and English worksheets can be supplied on request</p>			

- You can chose from any column but please try to do one activity from each one.
- To help you organise your homework, it is a good idea to do a little every day. You can spend as long as you wish, but around 30 minutes per week should be enough for most activities.
- If you have a brother or sister at Blackwell, you could work together on an activity.
- It is helpful if grown ups help you, but please do the work yourself.
- The work should be filed in your homework book. Examples of good homework will be displayed in the hall.

EXPECTATIONS

- Please complete written work in **pencil** and file into your homework book. Some work may require a photograph.
 - Present work in a way that is clear and easy for people to read
- Homework sheets will be sent home at the start of a half term and one piece can be handed in by Wednesday each week.
 - Feedback from the teacher will be provided in the workbook

