




Homework for Green Class

Inventions- 4 weeks/Creepy Crawlies - 3 weeks

In light of feedback from Parent Questionnaires, we will continue to underline tasks that are more easily completed by children independently.

1 English (Communication, Reading and Writing)	2 Creative Arts (Music, Art, Dance)	3 Humanities (RE, Geography, History, Philosophy)	4 Mathematics and Technology (Maths, DT, IT, Science)
<p>Speaking and Listening Practise retelling the story of The Green Ship by Quentin Blake. You could film yourself doing it and email it into the school office or send in on a USB stick.</p> <p>Focus:</p> <ul style="list-style-type: none"> Recall in accurate detail Using intonation in voice Using actions 	<p>Invent ways of making sounds and try to play a well-known song or nursery rhyme. For example you could play Twinkle, Twinkle, Little Star by blowing in bottles filled with different amounts of water or play Happy Birthday with wooden spoons. You could even invent your own instrument. You can take a photograph of you and your invention or send a recording into the school office.</p> <p>Focus:</p> <ul style="list-style-type: none"> Creating sound Playing in tune 	<p>Home - Black Country Living Museum (bclm.com)</p> <p>We are going on a visit to the Black Country Living Museum. Have a look at the website, watch the video and draw/write 3 things you are most looking forward to seeing/learning about when we are there.</p> <p>Focus:</p> <ul style="list-style-type: none"> Research Communicating findings 	<p>Practise these mental maths facts:</p> <ul style="list-style-type: none"> counting in 2s to 20 and back counting in 5s to 100 and back counting in 10s to 100 and back from any number number bonds to 10 – e.g. 7+? number bonds to 20-e.g. 16+? doubles to 10+10 halves of numbers to half of 20
<p>Draw a picture of something you would like to invent. For example Rosie Revere (from a book we have read in school) created a hot dog dispenser and helium trousers. Add accurate labels and explain the purpose of your invention.</p> <p>Focus:</p> <ul style="list-style-type: none"> Accurate labels Sentences with capital letters, full stops, adjectives and conjunctions such as <i>and</i>, <i>because</i>, <i>to</i> to explain your ideas 	<p><u>L S Lowry is known for his paintings of industrial landscapes. Find one that you like and see if you can copy it carefully.</u></p> <p>Focus:</p> <ul style="list-style-type: none"> Start drawing your people as stick men and then make them a bit more like people by adding clothes Careful lines to create people and buildings Use charcoal or coloured pencils for the best effect 	<p>Research a famous inventor. Find out what they made and how their invention changed the world. You could research the telephone inventor Alexander Graham Bell, Thomas Edison the inventor of the light bulb or the more modern inventor Sir James Dyson who created a vacuum cleaner, bladeless fans and hairdryers. His team of engineers have recently invented a cardboard bicycle helmet. You can present your work as pictures, internet cuttings or drawings.</p> <p>Focus:</p> <ul style="list-style-type: none"> Research Presenting findings 	<p>https://www.topmarks.co.uk/maths-games/hit-the-button Use this link to practise mental maths facts listed in the box above https://www.topmarks.co.uk/learning-to-count/place-value-basketball Use this link to practise knowing the value of numbers up to 100 when seen as 10s and 1s Daily 10 - Mental Maths Challenge - Topmarks Use this link for mental maths questions for children to write down and check at the end. Level 1 is a good pitch for Year 1 https://www.topmarks.co.uk/maths-games/daily10 https://www.topmarks.co.uk/learning-to-count/paint-the-squares An interactive 100 square for counting and playing missing number/pattern games.</p>
<p>Visit the library or search your bookcase for a story about an invention. Enjoy the book with somebody in your family and discuss your opinions about it. You could bring the book in to share with us or take a photograph of you enjoying the book. For an extra challenge you could write a brief summary of what the book is about to encourage others to read the same book.</p> <p>Focus:</p> <ul style="list-style-type: none"> Reading for pleasure Talking about stories- giving opinions, comparing it to similar stories 	<p>Bromsgrove was once home to a button factory. On the reverse are some photos. Do some research into the button factory that was where Ollie's Eatery is now on the High Street and create your own piece of button art.</p> <p>Focus:</p> <ul style="list-style-type: none"> Research Arrange 3D material in a careful way 	<p>Consider this philosophical question.</p> <p><i>Is it ever right that children should have worked in Britain instead of going to school?</i></p> <p>Focus</p> <ul style="list-style-type: none"> Consider both sides Decide what you think Write 2/3 reasons why you think what you do 	<p>http://www.bbc.co.uk/education/clips/zw997hw Learn about the work of an inventor. Now, have a go at inventing something that will help you or your family.</p> <p>Focus:</p> <ul style="list-style-type: none"> Think of something that you or your family find difficult Think of a way to make it easier Draw your invention Label your invention – materials needed, names of parts Explain how your invention will work
<p><u>Spelling – choose 8 words from the Year 1 list and create a wordsearch using them.</u></p> <p>Focus:</p> <ul style="list-style-type: none"> Draw a grid or find some squared paper Write your chosen spellings into the grid – to make it challenging, you could write them forwards or backwards. Make sure you spell them correctly! Fill in the other spaces with different letters See if someone can solve your puzzle! <p>Practise reading and spelling keywords which are on the reverse of this sheet.</p>	<p>Creepy Crawlies You learned about the Snail by Matisse in Red Class. Create your own piece of bug/insect art in the collage style of Matisse's work</p> <p>Focus:</p> <ul style="list-style-type: none"> Ripping Arranging 	<p>Creepy Crawlies Find out about a bug or insect from anywhere in the world. Draw and label it and note down any interesting facts including where they are found.</p> <p>Focus</p> <ul style="list-style-type: none"> Research Accurate labels/facts <p>Examples include- man faced stink bug, rainbow shield bug, glow worm</p>	<p>Creepy Crawlies Insects are really important as they help to grow flowers and food. Make a poster to encourage people to protect bugs by making things such as bug hotels.</p> <p>Focus</p> <ul style="list-style-type: none"> Research Use pictures and words to tell message 
<p>Helpful websites (with adult supervision): http://www.primaryhomeworkhelp.co.uk/victorians/inventions.htm</p>			

Look at the activities above. The activities are divided into four columns. You need to choose one activity to complete each week. You must choose at least one activity in each column. After that the choice is yours.

- To help you organise your homework, it is a good idea to do a little every day. You can spend as long as you wish, but around one hour per week should be enough for most activities.
- If you have a brother or sister at Blackwell, you could work together on an activity.
- It is helpful if grown ups help you, but please do the work yourself.
- The work should be filed in your homework book. Examples of good homework will be displayed in the hall.

Reading for this half term: daily please for at least 10 minutes and make sure you talk about the book with someone.


EXPECTATIONS

- Please complete written work in **pencil** and file into your homework book. Some work may require a photograph.
 - Present work in a way that is clear and easy for people to read
- Homework sheets will be sent home at the start of a topic and one piece can be handed in each week.
- Activity sheets will be available from class teachers on Fridays if children request them during the week**
 - Feedback from the teacher will be provided in the workbook

Button art ideas



The Button Factory in Bromsgrove



Bromsgrove Button Factory today. (Originally Sidemoor Mill.)

Year 1

the	they	one
a	be	once
do	he	ask
to	me	friend
today	she	school
of	we	put
said	no	push
says	go	pull
are	so	full
were	by	house
was	my	our
is	here	
his	there	
has	where	
I	love	
you	come	
your	some	

Tricky words children are expected to be able to read and spell.