



# NEWSLETTER

## for Blackwell First School- Red Class



Hello superheroes! Welcome to the summer term and to our new topic, 'Picture Perfect.' During this topic, we will use paintings of river scenes by William Stott and the story, 'Mr Gumpy's Outing', to inspire our learning. We will develop drawing skills and create a piece of artwork for a virtual art gallery. In the final week of the topic (week 4), I will ask you to send in a picture for our virtual art gallery.

### Learning from the spring term...


Reading




Tool Work




Writing



Maths



Mr. Gumpy's Outing  
John Burningham

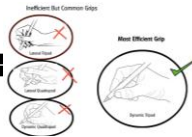


### LISTENING... YOU DECIDE!

Every half term, we choose a musical artist or composer and listen to a selection of music. During my first round of phone calls, many families made suggestions. As a result, I've collated an eclectic mix! Don't worry, if you haven't chosen a performer yet, you can let me know during our next phone call. Our first artist is a Scottish DJ, singer, songwriter and record producer called Adam Richard Wiles, otherwise known as Calvin Harris! Listen to 'Giant' by Calvin Harris and Rag'n'Bone Man. You're all 'giants' to me and I'm immensely proud of you all. How does the song make you feel?

### FANTASTIC PHONE CALLS

Every week, during home learning, I will contact you to find out how you're getting on with your learning. During these phone calls, we can share your achievements and I can help with anything you're finding tricky. If you feel a little shy on the phone, don't worry, I like singing and I will perform a little song for you instead. As long as you can hear my voice and you know I'm thinking about you, then, that's all that matters!



### HANDWRITING HINTS

1. Warm up your hands before writing. Squeeze a stress ball, roll a pom-pom around your hands or make your fingers dance!
2. Work 'big' as this will help you to remember the shape of the letter.
3. Slow down! Try to write a few careful letters rather than lines of incorrectly formed letters.
4. Use a range of sensory-based activities e.g. shaving foam, paint, sand, flour.
5. You don't always need to use a writing tool. Ask a grown up to write a big letter for you and trace the letter with a toy car, bottle top or your finger.
6. Create a story or a rhyme to help you to form the letter. Just make sure you start from the line.
7. Choose a word, maybe your first name or your surname, and try to improve your letter formation. Can you see a change from the start to the end of the week?
8. If at first you don't succeed, try, try again!  
(Check you are holding your pencil in a tripod grip- see above.)

### WHAT WILL WE BE LEARNING?

#### Personal, Social and Emotional Development

- \*Continue to talk about feelings and explore emotional vocabulary.
- \*Explore ways to show your feelings e.g. drawing, colouring, role play.
- \*Continue to find ways to stay happy and healthy e.g. listening to music.

#### Communication and Language/Literacy

- \*Read and spell CVCC words (tent/damp) and CCVC words (stop/trip).
- \*Read, talk about and sequence 'Mr Gumpy's Outing'.
- \*Write sentences with a capital letter, finger spaces and a full stop.
- \*Write for a range of purposes including simple stories.
- \*We will read the following keywords: **were, there, little, one, do, when, out, what.**

#### Mathematics

- \*Count in 1s, 2s, 5s and 10s.
- \*Order numbers to 20 and find 1 more and 1 fewer than a number to 20.
- \*Name, describe and solve problems with coins.
- \*Solve problems involving doubling, halving and sharing.
- \*Use and understand positional language.

#### Physical Development

- \*Move in a variety of ways.
- \*Develop movement skills e.g. running technique.
- \*Develop throwing and catching skills.
- \*Play games with simple rules.
- \*Form cursive letters correctly and refine shape, size and position on the line.

#### Topic

- \*Name, describe and find out about materials.
- \*Ask scientific questions and carry out simple scientific tests.
- \*Develop drawing skills and investigate line, pattern and texture.
- \*Plan, make and evaluate a vehicle.
- \*Explore how technology is used at home.

**Take care and lots of love,**

**Mrs Webb, Mrs Reid and Mrs Cain xxx**