

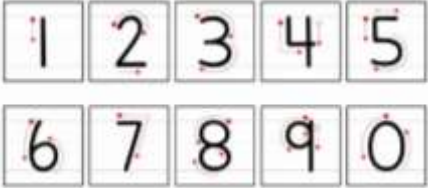




Optional Homework for **Red Class**- Summer 2 2026

Please pick a different skill to practise each week. These are end of year expectations for all children in Reception. Please send in any examples of work for us to celebrate in school.

<p>Play a game to practise ways of making 5 and subtraction facts to 5 e.g. 4 -1, 5 -3. When this is secure increase to any number up to 10.</p> <p>You could</p> <ul style="list-style-type: none"> -play number bond tennis - make cards with matching pairs -split quantities of objects -paint them! 	<p>Make sure your pencil grip is totally secure in a tripod grip before Year 1.</p> <p>Write Mrs James a sentence about your weekend or some special news.</p> 	<p>Practise your letter formation, particularly the tricky letters such as f, z, x, s and k.</p> <p>Please visit our You Tube videos for help. There is a video for each letter family.</p> <p>Letter formation b h k p</p> <p>This could be done in a fun way such as with chalks, pens, water and paintbrushes or even in sand.</p>	<p>Practise your number formation. Make sure are numerals are all the correct way around. You could write them in order or even turn them into a picture.</p> 
<p>Practise spelling tricky words</p> <p><i>no, go, I, she, he, are, we, me, be, my, went, what, are, of, off</i></p> <p>Talk to children about what the tricky parts are and do it in fun ways such as magnetic letters, chalks, or even alphabet spaghetti!</p>	<p>Create a poster of your favourite book and talk to Mrs James about it in school.</p> 	<p>Check you know all the phonemes (sounds) below. Can you think of a word which has each sound?</p> 	<p>Use any art skills we've learnt this year (drawing, painting, collage) to show your favourite Red Class memory as it's important we can talk about events in our past. I'd also like to share these with the new Red Class.</p> 