




Optional Homework for **Red Class**

Globe Trotting

Underlined tasks are more easily completed by children independently.

1 English (Communication, Reading and Writing)	2 Creative Arts (Music, Art, Dance)	3 Humanities (RE, Geography, History, Philosophy)	4 Mathematics and Technology (Maths, DT, Computing, Science)
<p>Our class story is 'The Woodcutter's Duck'. <u>Draw and label the main parts of a duck.</u></p> <p>Focus</p> <ul style="list-style-type: none"> • Draw duck. • Use phonic knowledge to write labels. • Use cursive letter formation. 	<p>Create a piece of Wycinanki (Polish paper craft).</p> <p>Focus</p> <ul style="list-style-type: none"> • Fold your paper in half. • Cut out paper shapes. • Place some shapes on one side of the paper. • Place a mirror on the folded line. • Place the same shapes on the other side of the fold to create a symmetrical picture. 	<p>Go on a virtual trip to Poland using Google Earth. Can you find the capital city of Warsaw? Can you find Krakow? Can you find the Tatra Mountains or the Vistula River? Alternatively, visit your local library to find a book about Poland.</p> <p>Focus</p> <ul style="list-style-type: none"> • Open Google Earth. • Know Poland is in Europe. • Find Poland. • Find main features. • Choose where to travel. 	<p>Practise these mental maths facts:</p> <ul style="list-style-type: none"> • Count forward and back in 1s to 20. Start at different numbers. • Find 1 more and 1 less than a given number to 10 and then 20. • Find doubles to 5. • Find half of an even number to 10. • Recall number bonds to 5 including subtraction pairs e.g. 5-3 = 2. • Recall some number bonds to 10.
<p>In 'The Woodcutter's Duck' Bartek's best friend is a duck. If your best friend was an animal, what would it be? Draw a picture and explain your answer to a member of your family.</p> <p>Focus</p> <ul style="list-style-type: none"> • Choose animal. • Draw picture. • Give reasons for your answer. 	<p><u>The Polish flag has red and white stripes. Create a Polish flag using your own choice of media. This could be paint, pencil crayons, fabric or paper collage.</u></p> <p>Focus</p> <ul style="list-style-type: none"> • Find a photo of the Polish flag. • Choose media. • Select appropriate colours. • Create flag. 	<p>In RE, we've been thinking about religious stories and how they help us to lead better lives. Talk to your family about how you can be helpful at home. <u>Choose a job to complete for a week. This could be making your bed, tidying your room or helping to make dinner.</u></p> <p>Focus</p> <ul style="list-style-type: none"> • Choose a job. • Complete your job for at least a week. • How did your job make everyone feel? 	<p>Make a famous building or place in Birmingham using a construction kit or junk modelling.</p> <p>Focus</p> <ul style="list-style-type: none"> • Choose a building or place. • Select construction kit or junk modelling. • Plan model. • Build. • Take a photograph of your work.
<p>During the story, the King of the Frogs gave Bartek a magic power for helping him. If you could have a magic power, what would it be? Write a sentence to tell me your magic power e.g. I will fly.</p> <p>Focus</p> <ul style="list-style-type: none"> • Choose your magic power. • Capital letter. • Use phonic knowledge for spellings. • Finger spaces. • Full stop. • Check for sense. 	<p>Poland is a beautiful country with mountains, rivers and parks. <u>Find photographs of Poland and draw a picture of a place you would like to visit.</u></p> <p>Focus</p> <ul style="list-style-type: none"> • Find photographs. • Draw place. • Add detail and colour. • Describe your place. 	<p>Philosophy (also a speaking activity) Discuss the following statement. Decide if you agree or want to challenge.</p> <p><i>If you help someone, should you always expect something in return?</i></p> <p>Focus</p> <ul style="list-style-type: none"> • Read the question with an adult. • Give reasons for your answer. • Talk about the opposite viewpoint with an adult. • Give a final thought. 	<p>There was a great storm in 'The Woodcutter's Duck'. Make a boat that would successfully float on stormy waters. Test your boat in the bath at home or in a bowl of water.</p> <p>Focus</p> <ul style="list-style-type: none"> • Select materials. • Join materials. • Test. • Does it sink or float? • Explain why this happened. 
<p>Practise reading your tricky words by playing a game of matching pairs. Choose 6 words from the following list: <u>l, no, go, to, the, said, he, she, we, me, be, so, have, like, some, come.</u></p> <p>Focus</p> <ul style="list-style-type: none"> • Choose 6 words. • Write each word twice on separate pieces of card. • Turn the cards over and mix. • Turn over two cards and read. • Find the matching pairs. 	<p>Below is a signed version of 'He's Got the Whole World in His Hands'. Learn the words and signs for the chorus. You might want to learn the verses too. https://www.youtube.com/watch?v=d-xK8ArLEPO</p> <p>Focus:</p> <ul style="list-style-type: none"> • Watch the video. • Sing the words. • Copy the signs. • Perform. • Take a photograph or send a short clip to office@blackwell.worcs.sch.uk 	<p>In PSHE, we will be talking about the importance of looking after your teeth. Create a rhyme or game to make cleaning your teeth fun.</p> <p>Focus</p> <ul style="list-style-type: none"> • Show a member of your family how to brush your teeth. • Create a rhyme, game or challenge. • Practise your idea for a week. • See if your teeth sparkle! 	<p>In Computing, we are learning how to program a BeeBot. Learn how to program a toy or piece of technology at home (with your parents' permission). You could watch your parents as they program the washing machine or dishwasher or you might have an electronic toy you could use.</p> <p>Focus</p> <ul style="list-style-type: none"> • Choose and name a piece of technology. • Program with an adult. • Watch and talk about what happens.

Look at the activities above. The activities are divided into four columns. You need to choose one activity to complete each week. You must choose at least one activity in each column. After that the choice is yours.

- To help you organise your homework, it is a good idea to do a little every day. You can spend as long as you wish, but around one hour per week should be enough for most activities.
- If you have a brother or sister at Blackwell, you could work together on an activity.
- It is helpful if grown ups help you, but please do the work yourself.
- The work should be filed in your homework book. Examples of good homework will be displayed in the hall.

Reading for this half term: daily please for at least 10 minutes and make sure you talk about the book with someone. Please read your ebook too.

EXPECTATIONS

- Please complete written work in **pencil** and file into your homework book. Some work may require a photograph.
 - Present work in a way that is clear and easy for people to read
- Homework sheets will be sent home at the start of a topic and one piece can be handed in each week
 - Feedback from the teacher will be provided in the workbook

